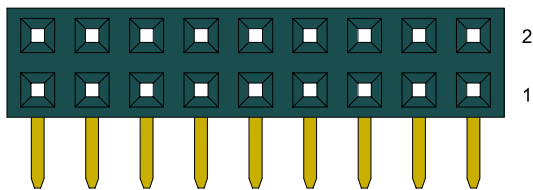

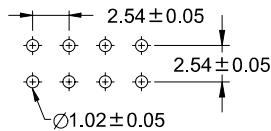


2.54 Series

Female Header Right Angle

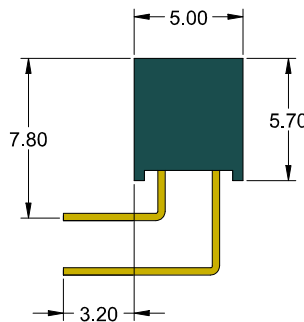
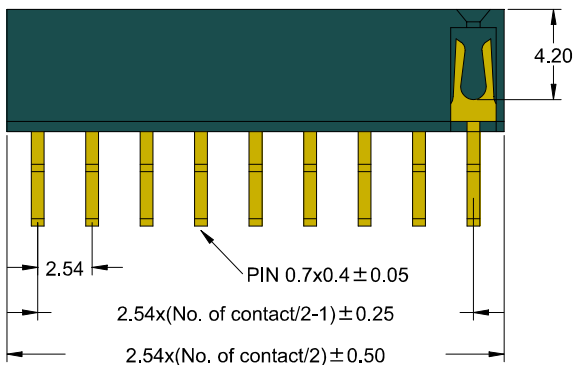


Recommended
P.C.Board
Hole Layout



SPECIFICATIONS

SPECIFICATIONS
 Current Rating:
 3 Amp
 Insulator resistance:
 5000 Megohms Min.
 Contact resistance:
 20 m ohms Max.
 Dielectric withstanding:
 AC 1000V/minute
 Operating Temperature:
 -40° ~ +105° C
 Contact Material:
 Phosphor Bronze
 Insulator Material:
 PBT UL94V-0
 Color: Black
 Finish:
 Gold, Tin or Duplex plated
 Standard: Gold flash all over
 Duplex plated:
 Gold plated on contact area
 Tin on solder area



P 8 5 5 8 - X X R 1 0 - X X X

Number of contacts

R 1 0 -right angle

Plating thickness

01	Normal
03	3 μ
05	5 μ
10	10 μ
15	15 μ
30	30 μ

Plating material

G	Gold plated
T	Tin plated
P	Lead & Tin plated
H	Selective gold plated